









Natural wood  
Made to last

# Product List




NORTH AMERICA

## Decking



Profile	Product Number	Product Name	Actual Dimensions	Lengths (ft)	LF/SF Conversion
	2637	5/4x6 Kebony Deck Board	7/8 x 5 1/2	10, 12, 14, 16	2.1
	2638	5/4x6 Kebony Deck Board One-Sided Profile	7/8 x 5 1/2	14	2.1
	2558	5/4x4 Clear Square S4S E2E	7/8 x 3 1/2	*Up to 16	
	2746	2x4 Clear Square S4S E2E	1 1/2 x 3 1/2	*Up to 16	
	2522	2x6 Clear Square S4S E2E	1 1/2 x 5 1/2	10, 12, 14, 16	2.1
	2747	2x8 Clear Square S4S E2E	1 1/2 x 7 1/2	*Up to 16	

\*Lengths vary based on availability

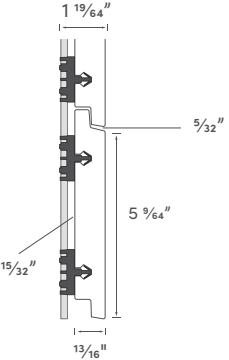
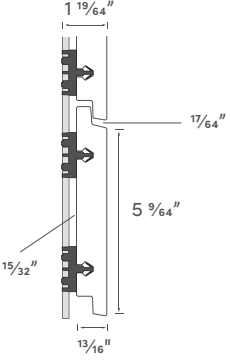
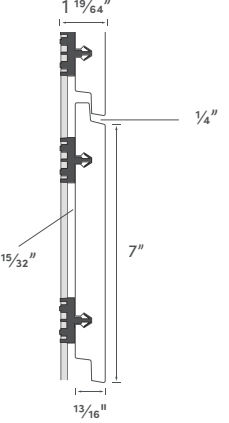
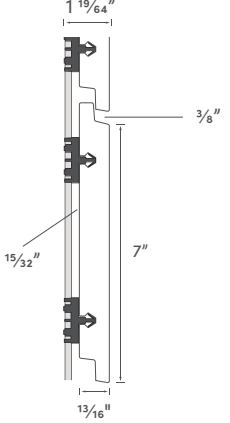
## Clear Cladding & Slats

Profile	Product Number	Product Name	Actual Dimensions	Lengths (ft)	LF/SF Conversion	Face
	2480	2x3 Clear Beam S4S E4E	1 1/2 x 2 17/25	10, 12, 14, 16	4.5	N/A
	2226	5/4x6 Clear Square S4S E2E	7/8 x 5 5/8	10, 12, 14, 16	2.1	N/A
	K90XX514	1x6 Clear 90 Degree Shiplap	3/4 x 5 3/4	10, 12, 14, 16	2.4	5 1/4


# Click-in Cladding™ System

Profile	Product Number	Product Name	Actual Dimensions	Lengths (ft)
	2682	1x6 Clear Cladding Board	1 <sup>3</sup> / <sub>16</sub> x 5 1 <sup>1</sup> / <sub>16</sub>	10, 12, 14, 16
	2683	1x8 Clear Cladding Board	1 <sup>3</sup> / <sub>16</sub> x 7 3 <sup>1</sup> / <sub>4</sub>	10, 12, 14, 16





## Grad™ Mini Rail

<p><b>1x6 Narrow Gap (5<sup>5</sup>/<sub>32</sub>" )</b> G2171 Face: 5 9<sup>5</sup>/<sub>64</sub>" Coverage: 5 19<sup>5</sup>/<sub>64</sub>" Air Gap: 15<sup>5</sup>/<sub>32</sub>"</p> 	<p><b>1x6 Wide Gap (17<sup>5</sup>/<sub>64</sub>" )</b> G2172 Face: 5 9<sup>5</sup>/<sub>64</sub>" Coverage: 5 13<sup>5</sup>/<sub>32</sub>" Air Gap: 15<sup>5</sup>/<sub>32</sub>"</p> 
<p><b>1x8 Narrow Gap (1<sup>1</sup>/<sub>4</sub>" )</b> G2173 Face: 7" Coverage: 7 1<sup>1</sup>/<sub>4</sub>" Air Gap: 15<sup>5</sup>/<sub>32</sub>"</p> 	<p><b>1x8 Wide Gap (3<sup>3</sup>/<sub>8</sub>" )</b> G2174 Face: 7" Coverage: 7 3<sup>3</sup>/<sub>8</sub>" Air Gap: 15<sup>5</sup>/<sub>32</sub>"</p> 

## Character Cladding

Profile	Product Number	Product	Actual Dimensions	Lengths (ft)
	2216	1x6 Character 90 Degree Shiplap	21 x 148mm	3.2m, 3.5m, 3.8m, 4.1m, 5.0m, 5.3m





## Mill Run Rough Sawn

Profile	Product Number	Product Name	Actual Dimensions	Lengths (ft)
	2535	1x4 Rough Sawn	1 x 4	*Up to 16
	1935	1x6 Rough Sawn	1 x 6	*Up to 16
	1931	1x8 Rough Sawn	1 x 8	*Up to 16
	2423	2x4 Rough Sawn	2 x 4	*Up to 16
	2489	2x6 Rough Sawn	2 x 6	*Up to 16
	2537	2x8 Rough Sawn	2 x 8	*Up to 16

\*Lengths vary based on availability

Some dimensions are special order. Rough sawn products are not considered a finished product and will have variations in grade, exact dimensions, and surface roughness across the board. Milling, sanding or planing is highly recommended.

## Trim & Mouldings

Profile	Product Number	Product Name	Actual Dimensions	Lengths (ft)
	2558	5/4x4 Clear Square S4S E2E	$\frac{7}{8}$ x 3 $\frac{1}{2}$	*Up to 16
	2226	5/4x6 Clear Square S4S E2E	$\frac{7}{8}$ x 5 $\frac{1}{2}$	*Up to 16
	2900	5/4x8 Clear Square S4S E2E	$\frac{7}{8}$ x 7 $\frac{5}{8}$	*Up to 16
	2746	2x4 Clear Square S4S E2E	1 $\frac{1}{2}$ x 3 $\frac{1}{2}$	*Up to 16
	2522	2x6 Clear Square S4S E2E	1 $\frac{1}{2}$ x 5 $\frac{1}{2}$	*Up to 16
	2747	2x8 Clear Square S4S E2E	1 $\frac{1}{2}$ x 7 $\frac{1}{2}$	*Up to 16

\*Lengths vary based on availability